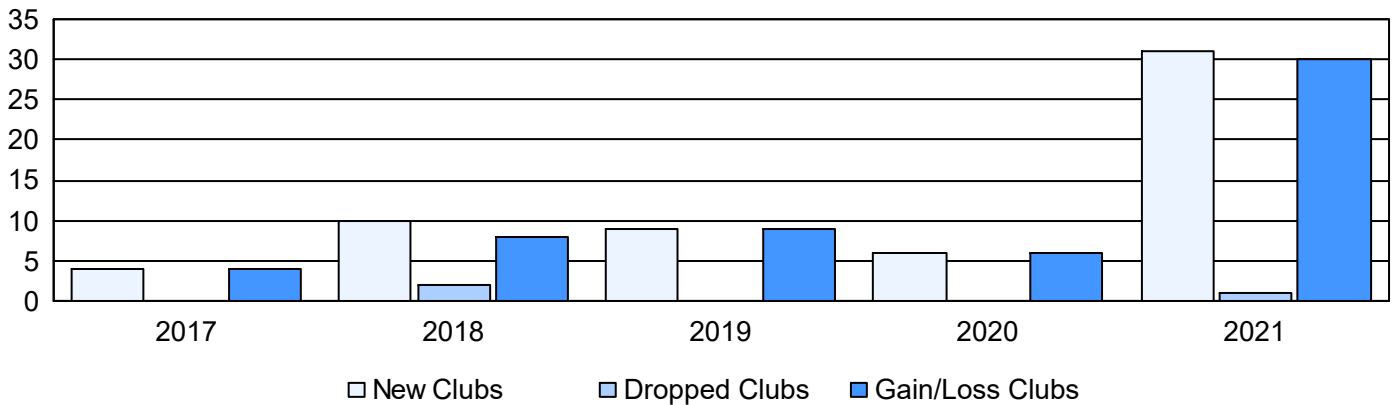
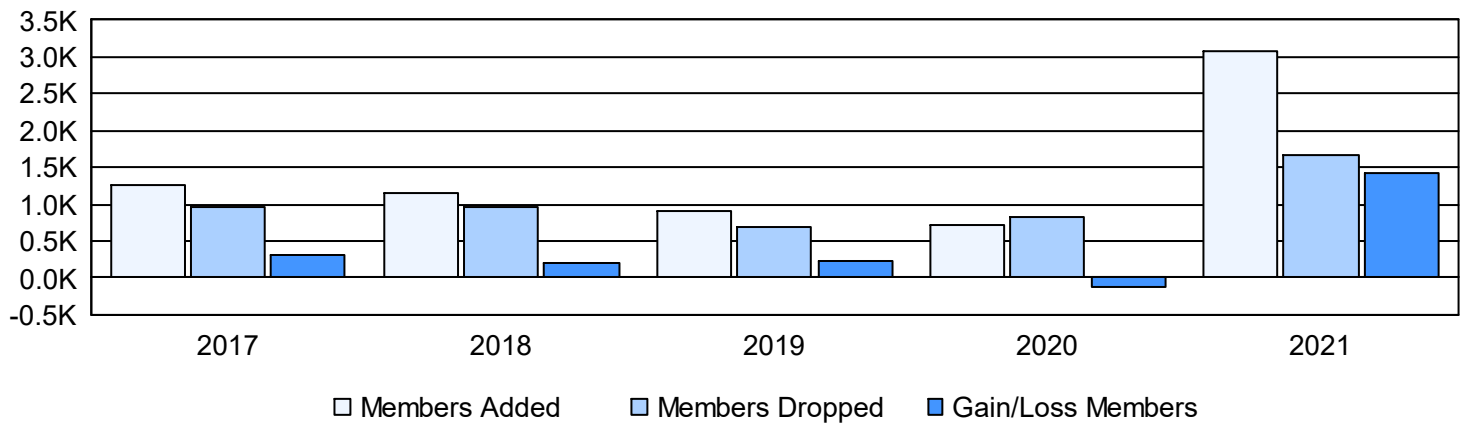


Year	New Clubs	Dropped Clubs	Gain/ Loss Clubs	New Members	Charter Members	Reinstate Members	Transfer Members	Total Member Added	Total Members Dropped	Gain/ Loss Members
2016-2017	4	0	4	917	215	128	12	1,272	974	298
2017-2018	10	2	8	793	257	48	51	1,149	953	196
2018-2019	9	0	9	647	221	40	12	920	687	233
2019-2020	6	0	6	486	164	44	14	708	827	-119
2020-2021	31	1	30	1,996	816	224	43	3,079	1,662	1,417
<b>Average</b>	<b>12</b>	<b>1</b>	<b>11</b>	<b>968</b>	<b>335</b>	<b>97</b>	<b>26</b>	<b>1,426</b>	<b>1,021</b>	<b>405</b>

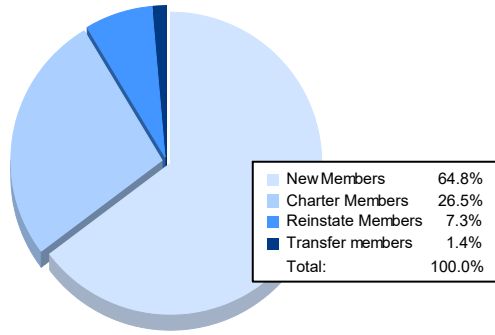
### Clubs



### Members



### Membership Composition June 2021 Cumulative



### Gender Composition June 2021 Cumulative

